



Results

Survey 52932

Number of records in this query:	157
Total records in survey:	157
Percentage of total:	100.00%



Lime Survey Quick statistics

Survey 52932 'Visit 1 GwE (Autumn 2013) – Feedback'



Field summary for a

Name:

Answer	Count	Percentage
Answer	157	100.00%
No Answer	0	0.00%



Lime Survey Quick statistics

Survey 52932 'Visit 1 GwE (Autumn 2013) – Feedback'

Field summary for a

Name:



Answer (157)

100%





Field summary for b

School:

Answer	Count	Percentage
Answer	157	100.00%
No Answer	0	0.00%

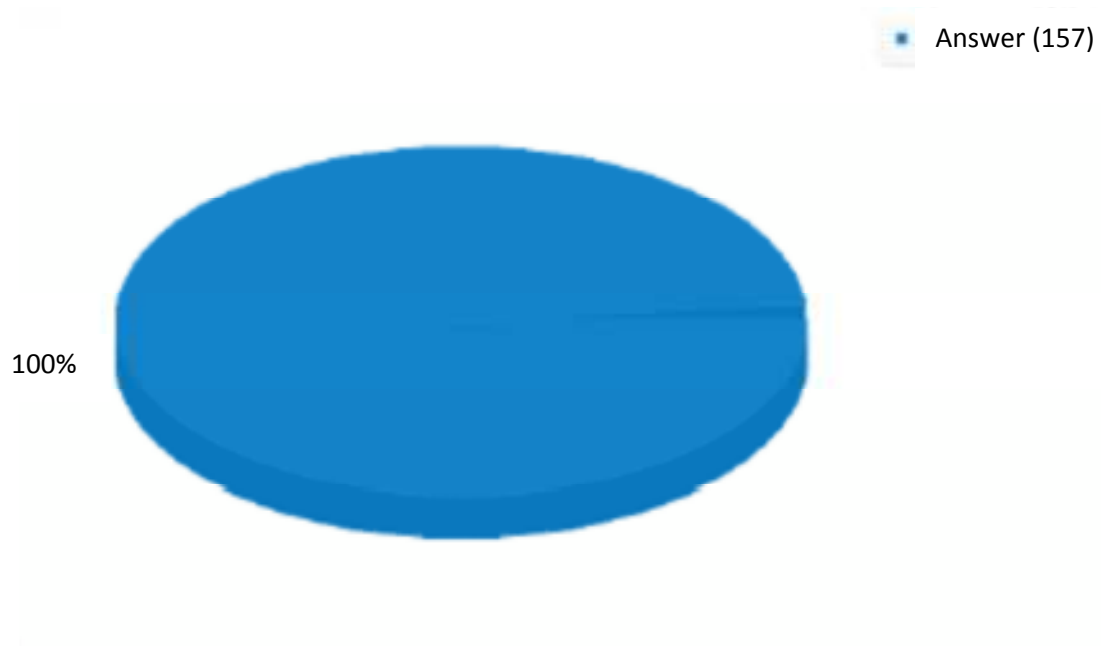


Lime Survey Quick statistics

Survey 52932 'Visit 1 GwE (Autumn 2013) – Feedback'

Field summary for b

School:





Field summary for 1

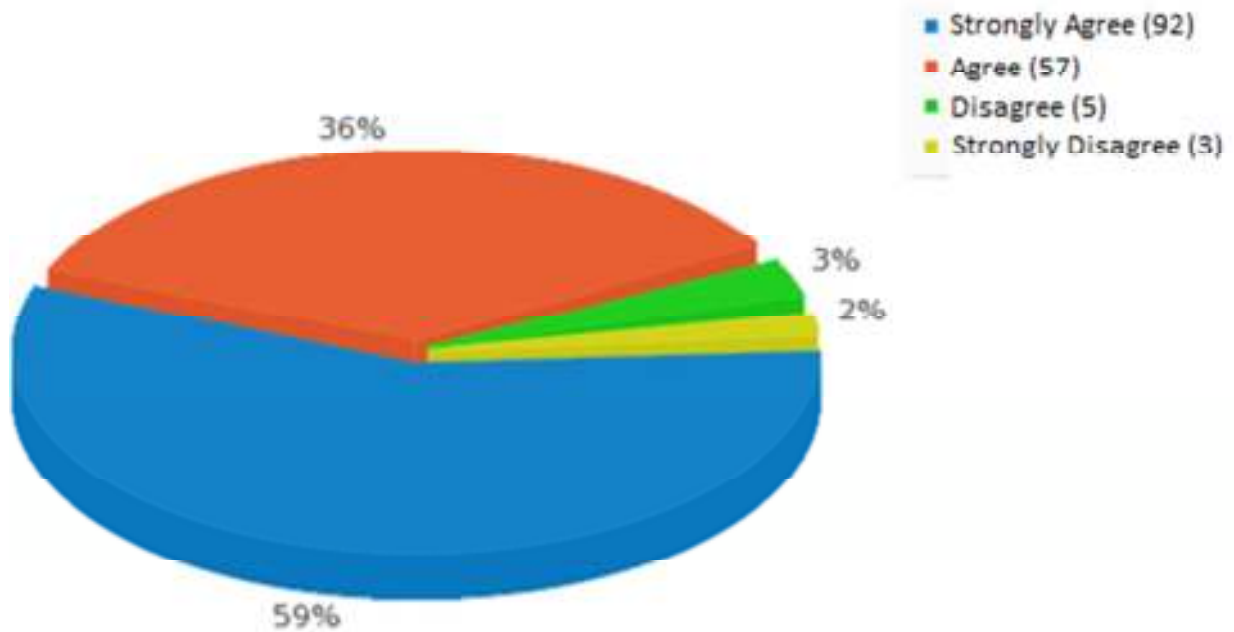
The process was of benefit to me and to the school.

Answer	Count	Percentage
Strongly Agree (1)	92	58.60%
Agree (2)	57	36.31%
Disagree (3)	5	3.18%
Strongly Disagree (4)	3	1.91%
No answer	0	0.00%



Field summary for 1

The process was of benefit to me and to the school.





Field summary for 2

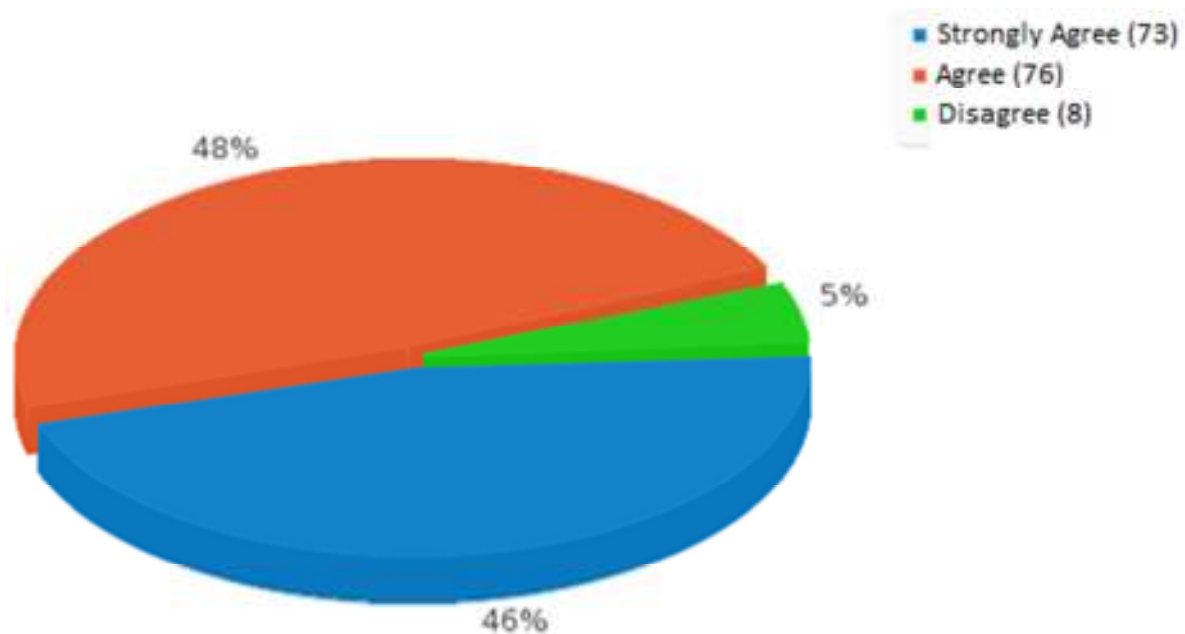
The instructions and requirements prior to the visit were clear.

Answer	Count	Percentage
Strongly Agree (1)	73	46.50%
Agree (2)	76	48.41%
Disagree (3)	8	5.10%
Strongly Disagree (4)	0	0.00%
No answer	0	0.00%



Field summary for 2

The instructions and requirements prior to the visit were clear.





Field summary for 3

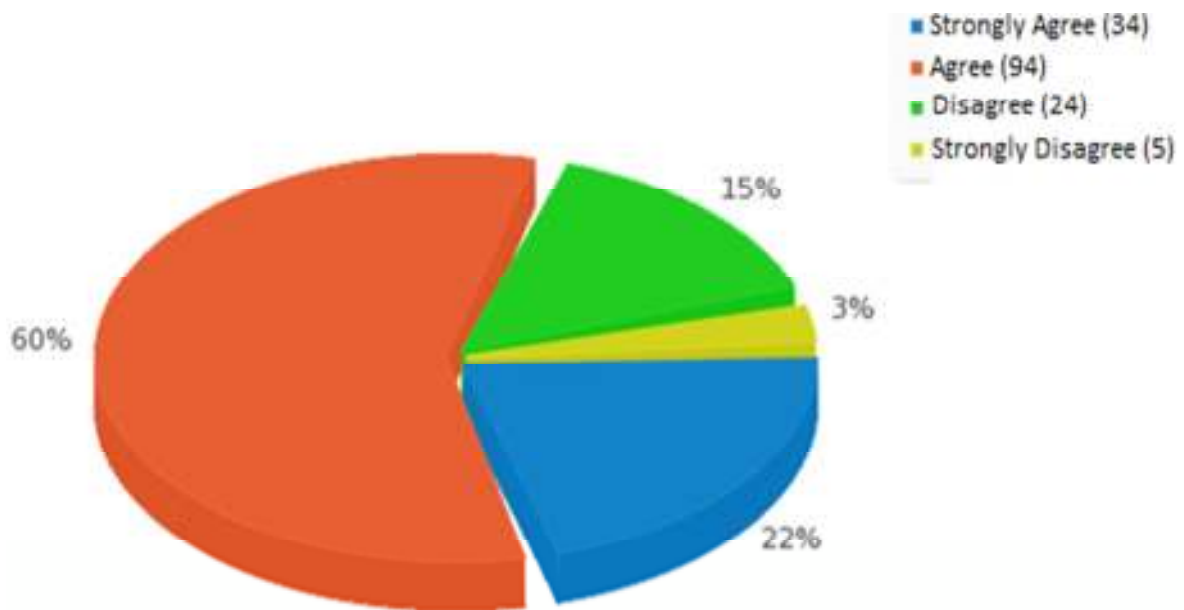
The matrix assisted me in forming a judgement on outcomes.

Answer	Count	Percentage
Strongly Agree (1)	34	21.66%
Agree (2)	94	59.87%
Disagree (3)	24	15.29%
Strongly Disagree (4)	5	3.18%
No answer	0	0.00%



Field summary for 3

The matrix assisted me in forming a judgement on outcomes.





Field summary for 4

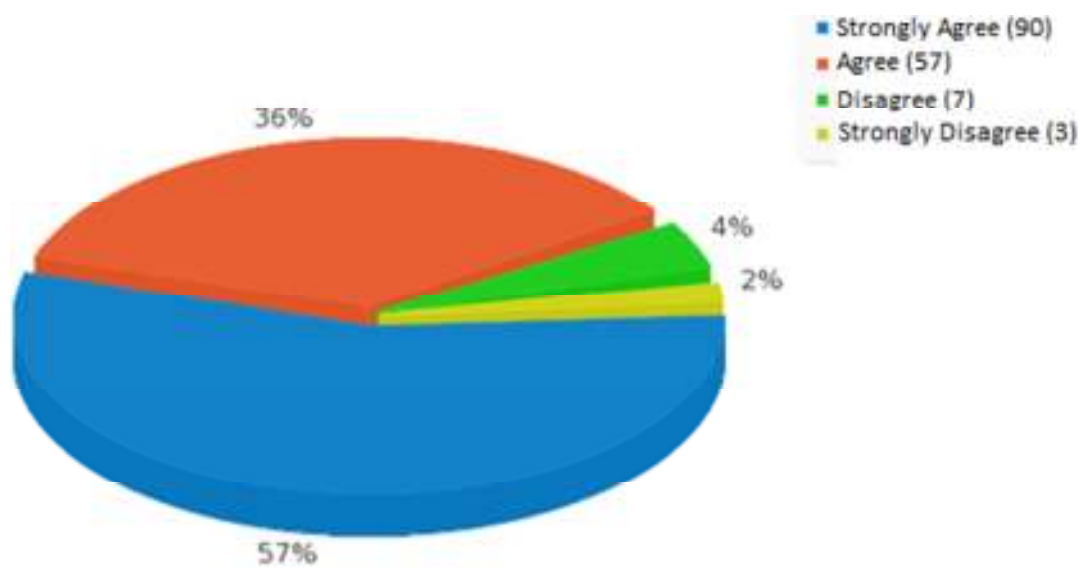
The discussion and subsequent recommendations were beneficial in moving the school forward.

Answer	Count	Percentage
Strongly Agree (1)	90	57.32%
Agree (2)	57	36.31%
Disagree (3)	7	4.46%
Strongly Disagree (4)	3	1.91%
No answer	0	0.00%



Field summary for 4

The discussion and subsequent recommendations were beneficial in moving the school forward.





Field summary for 5

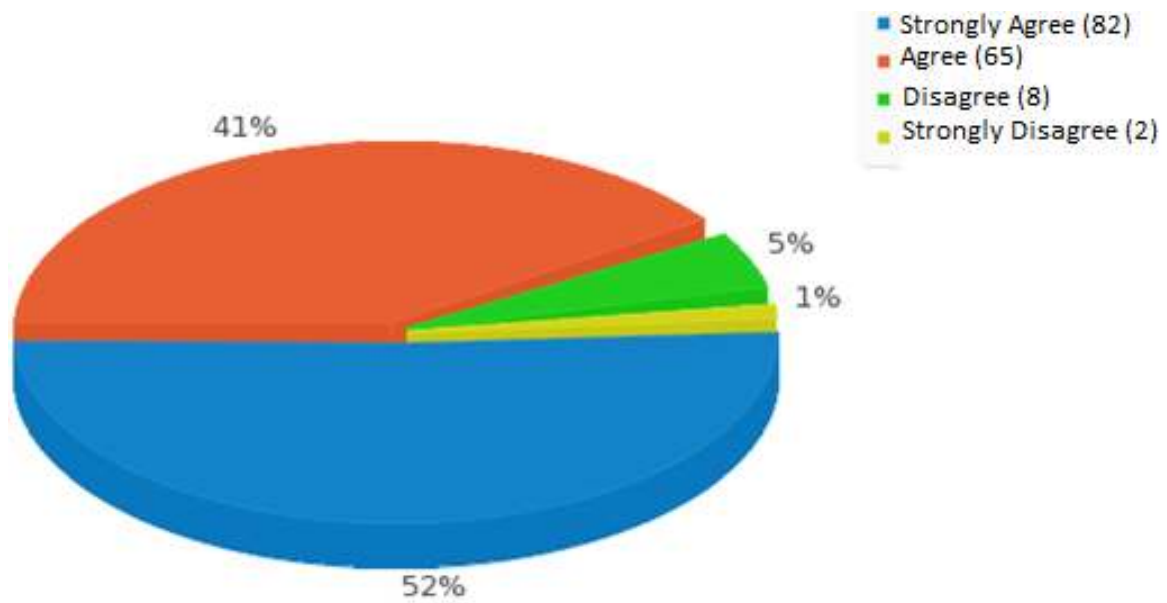
The level of challenge was appropriate

Answer	Count	Percentage
Strongly Agree (1)	82	52.23%
Agree (2)	65	41.40%
Disagree (3)	8	5.10%
Strongly Disagree (4)	2	1.27%
No answer	0	0.00%



Field summary for 5

The level of challenge was appropriate





Field summary for 6

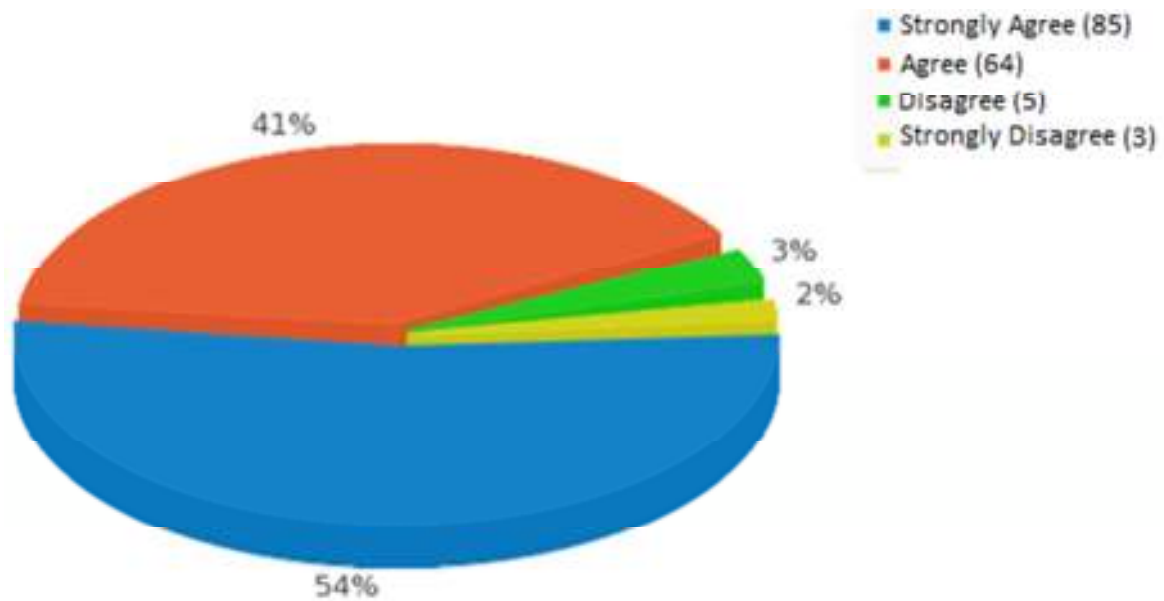
The timescale for receiving the visit report was acceptable.

Answer	Count	Percentage
Strongly Agree (1)	85	54.14%
Agree (2)	64	40.76%
Disagree (3)	5	3.18%
Strongly Disagree (4)	3	1.91%
No answer	0	0.00%



Field summary for 6

The timescale for receiving the visit report was acceptable.





Field summary for 7

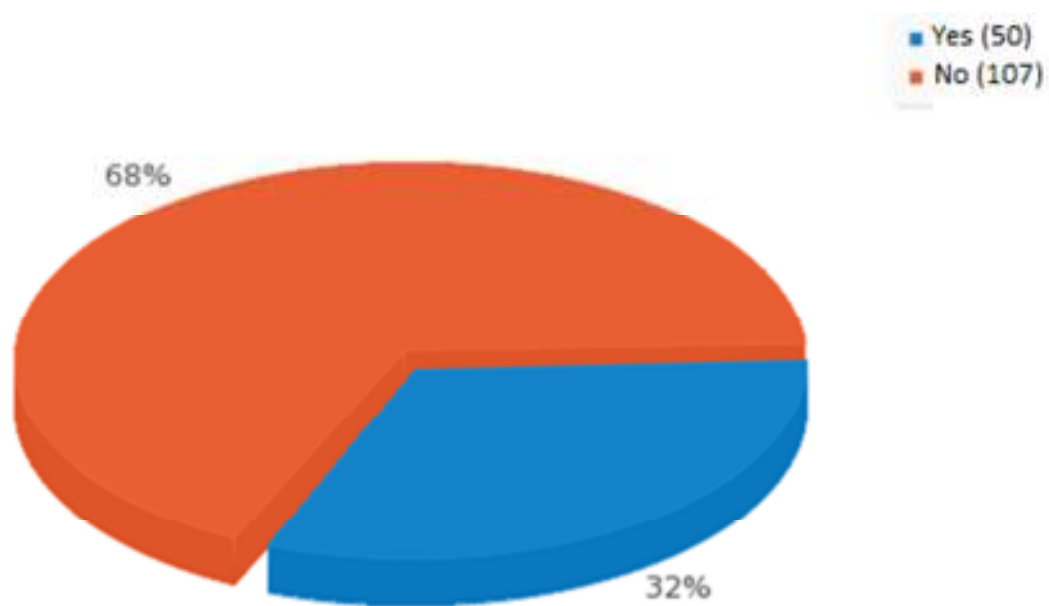
Do you have any suggestions for future visits?

Answer	Count	Percentage
Yes (1)	50	31.85%
No (2)	107	68.15%
No answer	0	0.00%



Field summary for 7

Do you have any suggestions for future visits?





Field summary for 8

Any further comments:

Answer	Count	Percentage
Answer	80	50.96%
No answer	77	49.04%



Field summary for 8

Any further comments:

